

FUJIFILM

X | GFX



X-S10
TAKE CONTROL
OF YOUR STYLE



X-S10
TAKE CONTROL
OF YOUR STYLE



X-TRANS
26.1 MEGAPIXELS
BSI CMOS 4 SENSOR

UP TO
6 STOPS
IBIS

SUPERIOR
4K VIDEO
AT 30 FPS

LOW LIGHT
-7EV
FOCUSING



IN-BODY IMAGE STABILIZATION

- Up to 6.0 stops of stabilization
- Works in combination with OIS
- Digital IS + IBIS/OIS available in video




VARI-ANGLE TOUCH SCREEN LCD

- Large 3-inch, 3:2 ratio
- 1.62M-dot LCD monitor
- 4 customizable touch function (T-Fn)



MAGNESIUM ALLOY BODY

- Small & lightweight at only 465g^{*1}
- Deeper grip for better handling
- NP-W126S battery (Approx. 325 frames)^{*2}



EXCEPTIONAL AF PERFORMANCE

- 425 AF Points with 100% PDAF coverage
- Low-light focusing down to -7.0EV^{*3}
- Face/Eye AF available in photo & video



SUPERIOR DCI 4K/30P VIDEO

- Dedicated Movie REC button
- F-Log recording / F-Log View Assist
- High-speed recording at Full HD 240p



PASM / MODE DIAL

- Auto / SP mode with RAW
- 18 digital Film Simulations
- 4 custom positions (C1-C4)

*1 (including battery and SD memory card)

*2 (Normal Mode) When XF35mmF1.4 R is attached.

*3 When XF50mmF1.0 R WR is attached.



X-S10

TAKE CONTROL
OF YOUR STYLE



KIT OPTIONS



BODY ONLY
MSRP: \$1,350



XF18-55MMF2.8-4 R LM OIS
MSRP: \$1,900



XF16-80MMF4 R OIS WR
MSRP: \$2,050


COLOURS

■ BLACK

INCLUDED IN THE BOX

LI-ION BATTERY NP-W126S, USB CABLE, HEADPHONE ADAPTER, SHOULDER STRAP, BODY CAP, HOT SHOE COVER, OWNER'S MANUAL

ACCESSORIES




BC-W126S BATTERY CHARGER
MSRP: \$100



0 74101 03806 4



STEREO MICROPHONE MIC-ST1
MSRP: \$150



0 74101 01848 6



LI-ION BATTERY NP-W126S
MSRP: \$100



0 74101 09008 6



EF-60 FLASH & EF-W1 COMMANDER
MSRP: \$540 MSRP: \$270



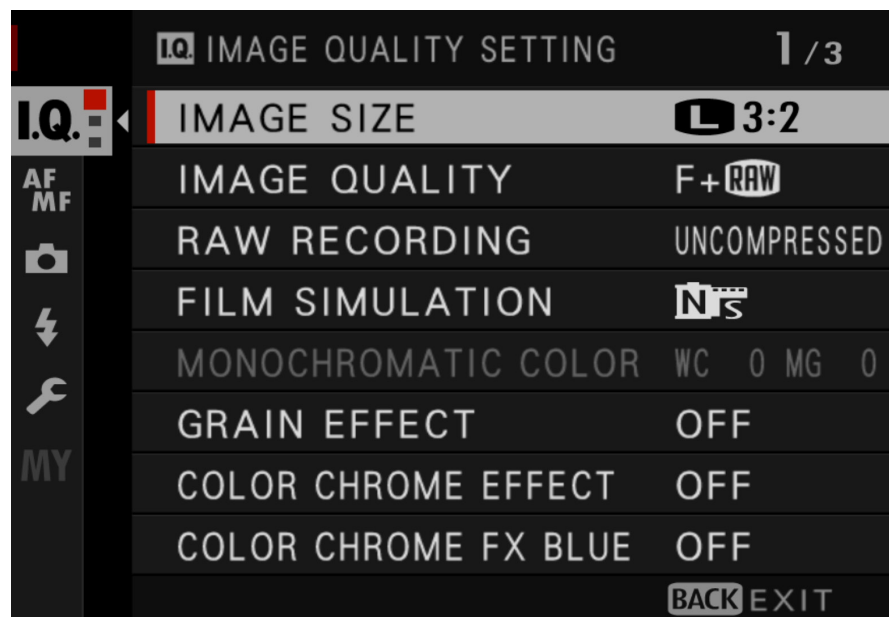
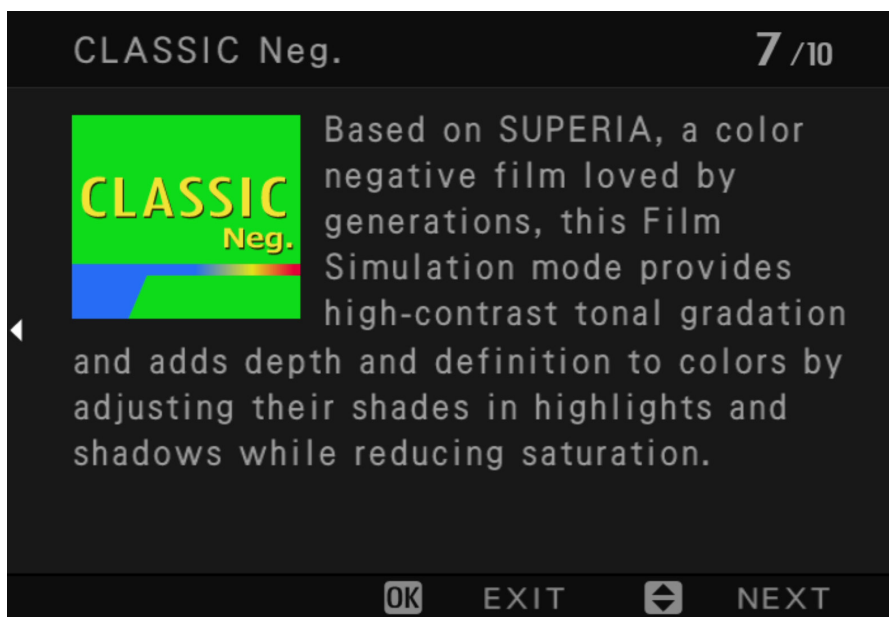
0 74101 20256 4



0 74101 20253 3



X-S10
TAKE CONTROL
OF YOUR STYLE

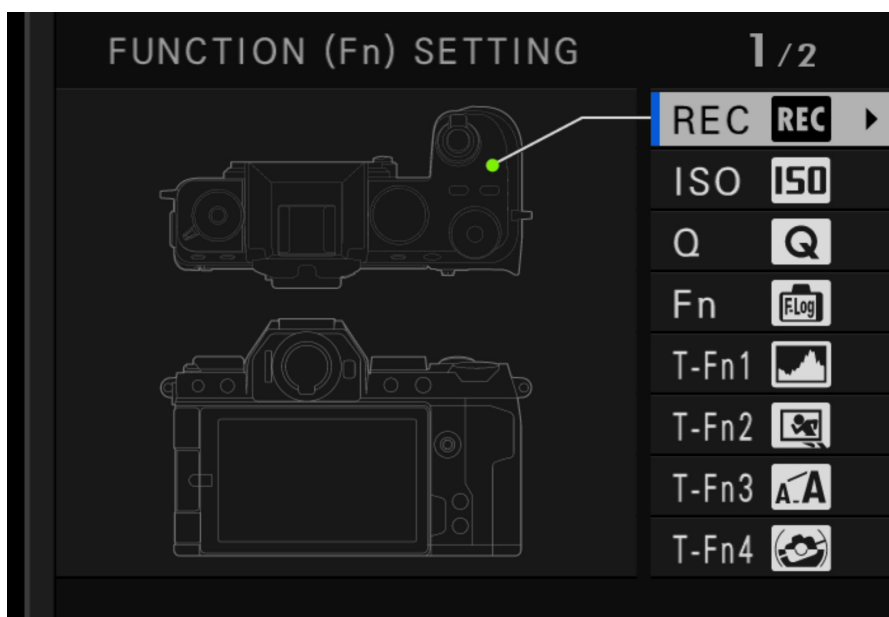


FILM SIMULATIONS SETTINGS

Use the Fn dial to quickly change the 18 FILM SIMULATION modes. Press the Q button to navigate through the descriptions of the other FILM SIMULATION modes to find its unique characteristics. Rotate the Fn Dial to navigate through the descriptions of the various FILM SIMULATIONS to find the one that best suits the scene.

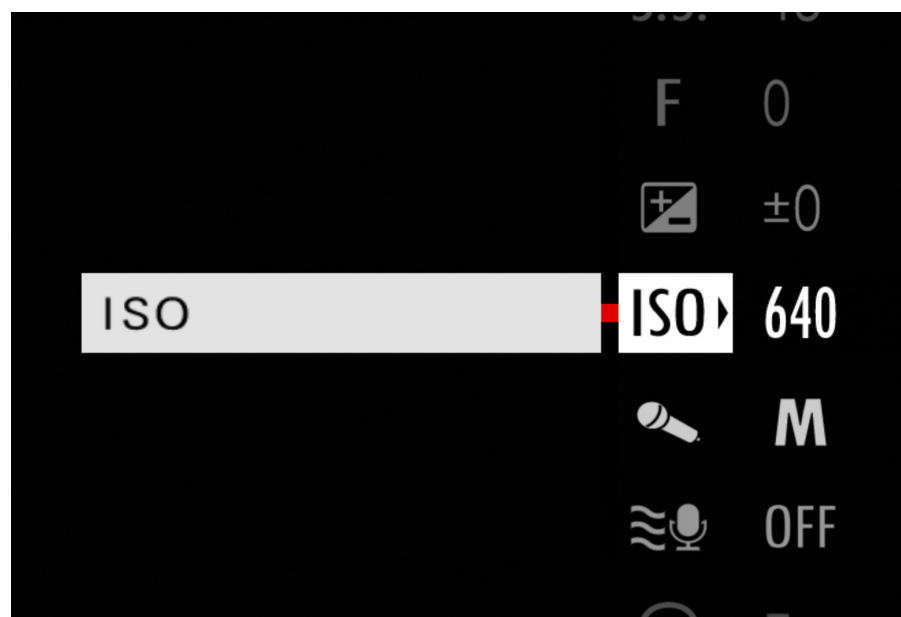
NAVIGATING MENUS

The 8-Way AF lever can be used to navigate the menus. In addition, you can quickly navigate the menu using the front command dial to scroll between pages and the rear command dial to scroll individual items.



FUNCTION (FN) BUTTONS

To customize the Fn buttons, long press the DISP. BACK button. A diagram of the camera and the Fn buttons will appear. Select the Fn button you want to customize and scroll through the features to choose the function you want to assign.




INDEPENDENT MOVIE SETTINGS

Go to the MOVIE SETTING menu and enable the MOVIE OPTIMIZED CONTROL feature. By activating this feature, the shutter speed / ISO and aperture dials will be deactivated and will be controlled via touch screen instead. This will allow for independent exposure settings for video recording.

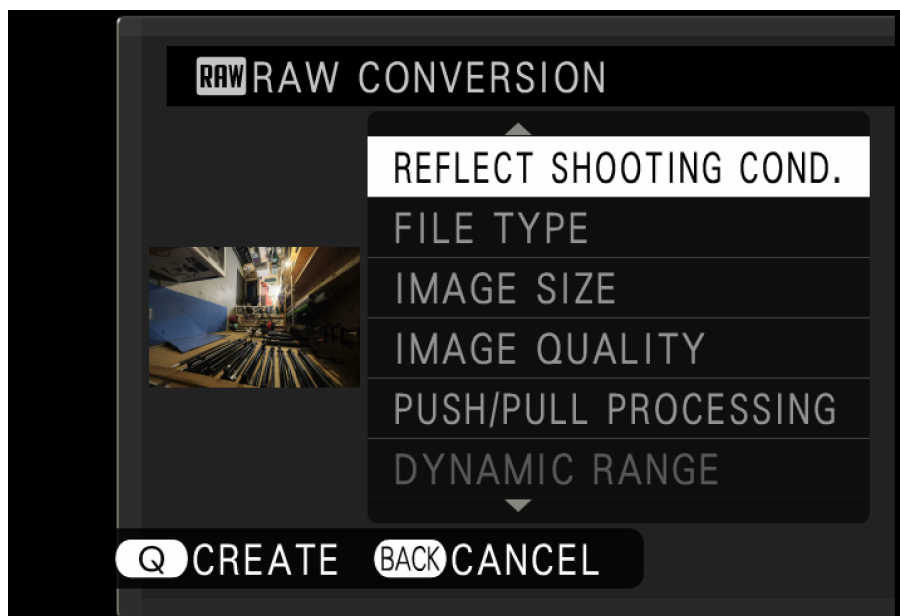


X-S10
TAKE CONTROL
OF YOUR STYLE



FACE SELECT

FACE SELECT can be enabled/disabled by pressing the function (Fn) button to which FACE SELECT is assigned. Enabling the FACE SELECT function allows the Focus Lever or Touch Controls to select the face that will be used for focus.



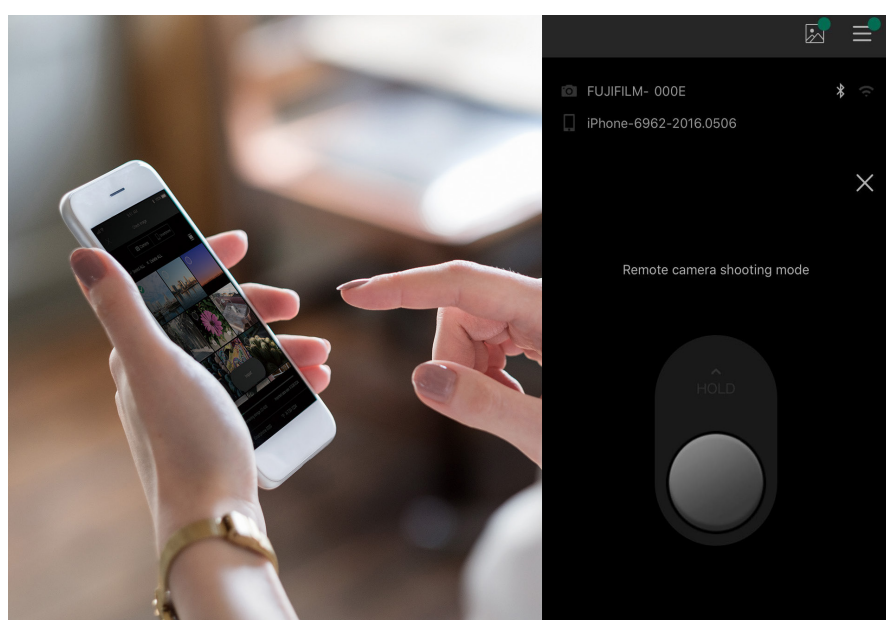
IN-CAMERA RAW CONVERSION

To edit a RAW image in the camera, select it in the playback mode then press the "Q" button. Scroll and adjust settings including: Film Simulation, Highlight tone, Sharpness and more. After making the adjustments, press the "Q" button to preview the image. Review the image on screen and press "OK" to save the file or "Back" to make additional adjustments.



My Menu Customization

Press MENU > SET UP > USER SETTING > MY MENU SETTING. Choose ADD ITEMS and scroll through the list to add items; one at a time. You can move the selected item up or down in priority. To reorder the items, select RANK ITEMS and choose the item to move, press "OK" then move the selected item up or down. Press DISP/BACK to exit the menu. To remove items, select REMOVE ITEMS and choose the item(s) to remove; one at a time.



BLUETOOTH REMOTE RELEASE

You can trigger the shutter remotely from a smartphone or tablet. Follow the instructions to connect the camera to the FUJIFILM remote app to use this feature. The camera will automatically connect to the app once paired. Select the Remote Release icon and tap the shutter button to take pictures. When the camera is configured for bulb photography, you can slide the shutter button up to start the exposure.



X-S10
TAKE CONTROL
OF YOUR STYLE



SPECIFICATIONS



FUJIFILM
X | GFX

Model Name	FUJIFILM X-S10
Number of effective pixels	26.1 million pixels
Image Sensor	23.5mm×15.6mm (APS-C) X-Trans CMOS 4 with primary color filter.
Storage media	SD memory card (~2GB) / SDHC memory card (~32GB) / SDXC memory card (~512GB) UHS-I
File format of still image	JPEG: Exif Ver.2.3 *1 RAW: 14bit RAW (RAF original format)
Lens mount	FUJIFILM X Mount
Sensitivity Standard output Extended output	AUTO1 / AUTO2 / AUTO3 (up to ISO12800) / ISO160 to 12800(1/3 step) ISO80 /100 /125 / 25600 / 51200
Exposure control	TTL 256-zone metering, Multi / Spot / Average / Center Weighted
Exposure mode	P (Program AE) / A (Aperture Priority AE) / S (Shutter Speed Priority AE) / M (Manual Exposure)
Exposure compensation	-5.0EV~+5.0EV 1/3EV step (Movie: -2.0EV~+2.0EV)
Image stabilizer Mechanism Compensation Effect Digital Image Stabilization IS MODE BOOST	Image sensor shift mechanism with 5-axis compensation Maximum 6 stops (based on CIPA standard. Pitch/yaw shake only). Yes (movie mode only) Yes (movie mode only)
Shutter type	Focal Plane Shutter
Movie recording File Format File size Frame rate Recording time	MOV (MPEG-4 AVC/H.264, Audio: Linear PCM / Stereo sound 24bit / 48KHz sampling) MP4 (MPEG-4 AVC/H.264, Audio: AAC) Long-GOP DCI 4K 4096×2160 29.97p/25p/24p/23.98p 200Mbps/100Mbps up to approx. 30min 4K 3840×2160 29.97p/25p/24p/23.98p 200Mbps/100Mbps up to approx. 30min Full HD 2048 ×1080 59.94p/50p/29.97p/25p/24p/23.98p 200Mbps/100Mbps/50Mbps up to approx. 30min. Full HD 1920×1080 59.94p/50p/29.97p/25p/24p/23.98p 200Mbps/100Mbps/50Mbps up to approx. 30min. Full HD 1920×1080 High speed rec.] 240p / 200p 200Mbps(recording) up to approx. 3min. 120p / 100p 200Mbps(recording) up to approx. 6min. *The recording time is measured in test conditions at 25°C. The recording time depends on the shooting conditions. *For recording movies, use a SD memory card with UHS Speed Class 3 or higher.
Flash modes Sync. mode Flash mode	1ST CURTAIN / 2ND CURTAIN / AUTO FP(HSS) (excl. EF-X8) TTL (TTL AUTO (P mode) / STANDARD / SLOW SYNC.) / MANUAL / COMMANDER / OFF (When EF-X8 is set) TTL (TTL AUTO (P mode) / STANDARD / SLOW SYNC.) / MANUAL / MULTI / OFF (When SHOE MOUNT FLASH is set)
LCD monitor	3.0 inch, aspect ratio 3:2, approx. 1.04 million dots touch screen color LCD monitor(approx. 100% coverage)
Viewfinder	0.39 inch approx. 2.36 millions dots OLED Color Viewfinder Coverage of viewing area vs. capturing area: approx. 100% Eyepoint: approx. 17.5mm (from the eyepiece lens) Diopter adjustment: -4~+2m-1 Magnification: 0.62× with 50mm lens (35mm equivalent) at infinity and diopter set to -1m-1 Diagonal angle of view: approx. 31° (Horizontal angle of view: approx. 26°) Built-in eye sensor
Terminal Digital interface HDMI output Other	USB Type-C (USB3.2 Gen1x1) HDMI micro connector (Type D) ø3.5mm, stereo mini connector (Microphone) , Hot shoe
Dimensions	(W) 126.0mm × (H) 85.1mm × (D) 65.4mm (minimum depth 32.9mm)
Weight	Approx. 465g (including battery and SD memory card) Approx. 415g (excluding battery and SD memory card)
Notes	*1 Please see the Fujifilm website to check SD memory card compatibility.

FUJIFILM

X | GFX



  **FUJIFILM_NORTHAMERICA**

VISIT WWW.FUJIFILM-X.COM OR YOUR AUTHORIZED DEALER FOR MORE INFORMATION.

FUJIFILM and FUJINON are trademarks of FUJIFILM Corporation and its affiliates. © 2020 FUJIFILM North America Corporation and its affiliates. All rights reserved.