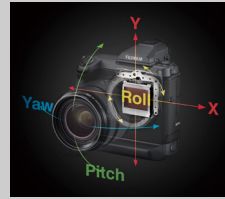




102MP BSI CMOS SENSOR

- 16-Bit RAW output
- 14 stops of Dynamic Range
- Quad-Core CPU X-Processor 4



IN-BODY IMAGE STABILIZATION

- World's 1st Medium Format with IBIS*1
- Up to 5.5 stops of stabilization
- 400MP High-Resolution mode*2


*1 Fujifilm research as of April 2019

*2 A future firmware update is required



EXCEPTIONAL AF PERFORMANCE

- 425 AF Points with 100% Hybrid PDAF
- 5.0fps continuous shooting with AF-C
- Face/Eye AF available in photo & video



HIGH DEFINITION VIEWFINDER

- 5.76M-dot OLED EVF
- 0.86x magnification
- Optional EVF Tilting Adapter EVF-TL1



MEDIUM FORMAT 4K/30P VIDEO

- Professional 10-bit colour / H.265
- Selectable bitrate up to 400Mbps
- F-Log/HLG capture



SEAMLESS WORKFLOW

- Compatible with Capture One/Adobe LR
- USB-C & HDMI interfaces
- Wi-Fi™ and Bluetooth® connectivity



CHANGING EXPOSURE SETTINGS

Press the top FN button to toggle between A (Auto) and M (Manual) shutter speed. Rotate the rear command dial to change the shutter speed. To change the aperture using the command dial, set the aperture ring on the lens to "C". To change ISO, rotate the front command dial. When the aperture ring is set to "C", click on the front command dial to toggle between aperture/ISO controls.



TETHERING WITH THE CAMERA

To set the camera for tethering, go to MENU > SET UP > CONNECTION SETTING > PC CONNECTION MODE and set it to USB AUTO. The camera is now ready to be connected to a computer for tethering. Adobe Lightroom users can download the free "FUJIFILM Tethering Shooting Plug-in PRO for GFX". Capture One users do not require any Plug-in for tethering.




STUDIO FLASH PHOTOGRAPHY

If you are shooting with strobes in the studio, you will need to disable the exposure preview. Go to SET UP > SCREEN SETTING > PREVIEW EXP./WB IN MANUAL MODE and select OFF. This will disable the exposure and white balance preview. To quickly toggle between the 3 options, you can assign this to a FN button.



RESIZING THE AF POINT

Press and hold the joystick to access the FOCUS LEVER SETTING and select your desired mode. To change the AF point size, press inward on the joystick and the focus points will appear. Rotate the rear command dial to change the size of the AF Point / Zone. When the AF MODE is set to "ALL", rotating the rear command dial will also cycle through the various AF modes (SINGLE POINT, ZONE, WIDE)



SETTING UP FACE/EYE DETECTION

Intelligent Face Detection sets focus and exposure for human faces anywhere in the frame, preventing the camera from focusing on the background in portraits. You can also choose whether the camera detects and focuses on either the left or right eye. Go to MENU > AF/MF SETUP > FACE / EYE DETECTION SETTING to select your desired settings. By default, the Face/Eye AF setting is assigned to the Fn4 button.

KIT OPTIONS



BODY ONLY
MSRP: \$13,300

INCLUDED IN THE BOX

LI-ION BATTERIES NP-T125 (X2), BATTERY CHARGER BC-T125, PLUG ADAPTER, INTERCHANGEABLE ELECTRONIC VIEWFINDER EVF-GFX2, BODY CAP, METAL STRAP CLIPS (X2), CLIP ATTACHING TOOL, PROTECTIVE COVERS (X2), SHOULDER STRAP, CABLE PROTECTOR, HOT SHOE COVER (BODY/EVF), CONNECTOR COVER (EVF), SYNC TERMINAL, COVER OWNER'S MANUAL

ACCESSORIES



EVF TILT ADAPTER
EVF-TL1
MSRP: \$750



AC POWER ADAPTER
AC-15V
MSRP: \$130



MACRO EXTENSION TUBE
MCEX-18G WR MCEX-45G WR
MSRP: \$410 MSRP: \$410



VIEW CAMERA
ADAPTER G
MSRP: \$520



SPECIFICATIONS

FUJIFILM
X | GFX

Model Name	FUJIFILM GFX 100
Number of effective pixels	102 million pixels
Image Sensor	43.8mm×32.9mm Bayer array with primary color filter
Storage media	SD Card (-2GB) / SDHC Card (-32GB) / SDXC Card (-512GB) UHS-I / UHS-II / Video Speed Class V90 *1
File format of still image	JPEG (Exif Ver.2.3)*2, RAW : 14bit / 16bit RAW (RAF original format), RAW+JPEG, 8-bit /16-bit (10-bit output in 16bit file) TIFF (In-camera Raw Conversion Only)
Lens mount	FUJIFILM G mount
Sensitivity	AUTO1/AUTO2/AUTO3 (up to ISO12800) / ISO100~12800 (1/3 step) (Movie: AUTO / ISO200~12800)
Standard output	ISO50 / 25600 / 51200 / 102400 (Movie: ISO25600)
Extended output	
Exposure control	TTL 256-zone metering, Multi / Spot / Average / Center Weighted
Exposure mode	P (Program AE) / A (Aperture Priority AE) / S (Shutter Speed Priority AE) / M (Manual Exposure)
Exposure compensation	-5.0EV - +5.0EV 1/3EV step (Movie: -2.0EV - +2.0EV)
Shutter type	Focal Plane Shutter
Movie recording	MOV (MPEG-4 AVC / H.264, HEVC / H.265, Audio : Linear PCM / Stereo sound 24bit / 48KHz sampling)
File Format	All Intra/Long-GOP
File size	* All Intra can be used with following settings.
Frame rate	DCI4K/4K 29.97p/25p/24p/23.98p 400Mbps
Recording time	Full HD(2048×1080)/Full HD(1920×1080) 59.94p/50p/29.97p/25p/24p/23.98p 200Mbps [DCI4K (4096×2160)] 29.97p / 25p / 24p / 23.98p 400Mbps/200Mbps/100Mbps up to Approx. 60min. [4K (3840×2160)] 29.97p / 25p / 24p / 23.98p 400Mbps/200Mbps/100Mbps up to Approx. 60min. [Full HD (2048×1080)] 29.97p / 25p / 24p / 23.98p 200Mbps/100Mbps/50Mbps up to Approx. 80min. [Full HD (1920×1080)] 29.97p / 25p / 24p / 23.98p 200Mbps/100Mbps/50Mbps up to Approx. 80min. * For recording movies, use a SD memory card with UHS Speed Class 3 or higher. * For recording movies in 400Mbps, use a SD memory card with Video Speed Class 60 or higher. * Recording movies in 400Mbps can be done with DCI4K/4K 29.97p/25p/24p/23.98p.
Viewfinder	0.5 inch Approx. 5.76 million dots OLED Color Viewfinder Magnification: 0.86× with 50mm Lens (35mm Equivalent) at infinity
LCD monitor	3.2 inch, Aspect Ratio 4:3, Approx. 2.36 million dots Tilt-Type (Three Direction), Touch Screen Color LCD Monitor (Approx. 100% Coverage)
Terminal	USB Type-C USB3.2 Gen1x1
Digital interface	HDMI Micro connector (Type D)
HDMI output	ø3.5mm, stereo mini connector (Microphone)
Other	ø3.5mm, stereo mini connector (Headphone) ø2.5mm, Remote Release Connector DC IN 15V Connector *Compatible with AC-15V (Optional) Only Hot shoe Synchronized terminal
Dimensions	Including EVF 156.2mm (W) × 163.6mm (H) × 102.9mm (D) / 6.15in. (W) × 6.44in. (H) × 4.05in. (D) (Minimum Depth : 48.9mm / 1.93in.) Excluding EVF 156.2mm (W) × 144.0mm (H) × 75.1mm (D) / 6.15in. (W) × 5.67in. (H) × 2.96in. (D) (Minimum Depth : 48.9mm / 1.93in.)
Weight	Approx. 1,400g / 49.4oz. (including EVF, battery x2 and memory card) Approx. 1,320g / 46.6oz. (including battery x2 and memory card) Approx. 1,155g / 40.7oz. (excluding accessories, battery and memory card)
Notes	*1 Please see the Fujifilm website to check SD memory card compatibility. *2 Exif 2.3 is a digital camera file format that contains a variety of shooting information for optimal printing.

VISIT WWW.FUJIFILM-X.COM OR YOUR AUTHORIZED DEALER FOR MORE INFORMATION.

FUJIFILM and FUJINON are trademarks of FUJIFILM Corporation and its affiliates. © 2020 FUJIFILM North America Corporation and its affiliates. All rights reserved.