



X-TRANS
26.1 MEGA PIXEL
BSI CMOS 4 SENSOR

NEW
HYBRID
VIEWFINDER

WEATHER-SEALED
TITANIUM
BODY

NEW
CLASSIC NEGATIVE
FILM SIMULATION



©Jonas Rask



HYBRID VIEWFINDER

- 3.69M-dot OLED EVF (100fps)
- OVF with Electronic Rangefinder
- Dedicated Viewfinder selector



REAR SUB MONITOR

- 1.28-inch, 1:1 ratio
- Always-On Colour Memory LCD
- 2 display modes (Classic/Standard)



LEGACY IN COLOUR SCIENCE

- 17 digital Film Simulations
- Nostalgic look with Classic Neg.
- Stunning out-of-camera JPEG quality



TILTING TOUCH SCREEN

- Large 3-inch, 3:2 ratio
- 1.62M-dot LCD monitor
- Hidden flush mount design



TITANIUM + MAGNESIUM

- Weather Resistant
- Durable Titanium top/bottom cover
- Lightweight magnesium body



IN-CAMERA ADJUSTMENTS

- Clarity, Tone Curve, Grain Effect, etc..
- Monochromatic Colour
- In-camera Raw conversion/8-bit TIFF



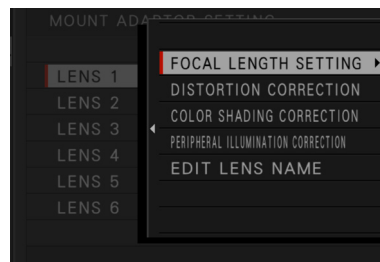
REAR SUB MONITOR

The information displayed in the sub monitor includes the shutter speed, aperture, and sensitivity. Press MENU > SET-UP > SCREEN SET-UP > SUB MONITOR to select the CLASSIC or STANDARD display. The CLASSIC display is inspired by the memo holders formerly seen on film cameras, and can be used in much the same way.



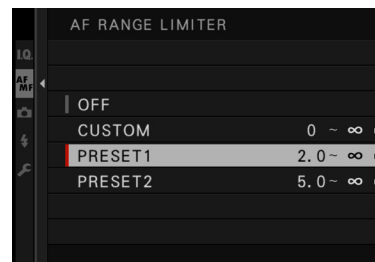
HYBRID VIEWFINDER OPERATION

Pull right on the VIEWFINDER SELECTOR lever to switch between the EVF/OVF mode. In the OVF mode, push left on the lever to activate the Electronic Rangefinder (ERF). When using the ERF, push in on the REAR COMMAND DIAL to toggle between the 3 different magnification levels.



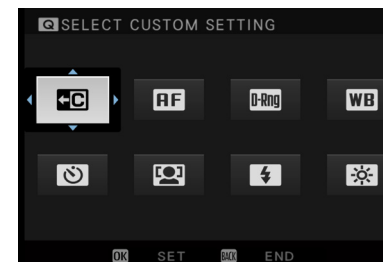
WORKING WITH ADAPTED LENSES

Go to IMAGE QUALITY SETTING > MOUNT ADAPTER SETTING. Select one of the six lens slots. Set the FOCAL LENGTH SETTING. Optionally, choose EDIT LENS NAME and enter the lens description. This name will be embedded into the EXIF data. Additional settings are available when using smart adapters. You may need to enable SHOOT WITHOUT LENS in the BUTTON/DIAL SETTINGS.



AF RANGE LIMITER

This feature limits the range of available focus distances to increase focus speed. Go to MENU > AF/MF > AF RANGE LIMITER to adjust the settings. You can choose from 2 presets or create a custom one. To create a preset, go to CUSTOM > SET. Use the manual focus ring to set the near and far focus distances (Point A/B). Click on DISP/BACK to EXIT and save the new settings.



EDITING THE QUICK (Q) MENU

Press and hold the Q button during shooting. The current quick menu will be displayed; use the focus lever to highlight the item you wish to change and press MENU/OK. Highlight any of the options listed and press MENU/OK to assign it to the selected position. Press MENU > BUTTON/DIAL SETTING > EDIT/SAVE QUICK MENU to change the number of items displayed in the "Q" menu (16, 12, 8 or 4)

COLOURS



DURA BLACK
MSRP: \$2700



DURA SILVER
MSRP: \$2700



BLACK
MSRP: \$2400

INCLUDED IN THE BOX

LI-ION BATTERY NP-W126S,
SHOULDER STRAP, BODY CAP,
STRAP CLIP, PROTECTIVE COVER,
CLIP ATTACHING TOOL, HOT SHOE
COVER, WIPING CLOTH, USB
CABLE (TYPE A TO C)

ACCESSORIES



LEATHER HALF CASE BLC-XPRO3
MSRP: \$140



METAL HAND GRIP MHG-XPRO3
MSRP: \$180



TTL FLASH EF-X20
MSRP: \$280



M-MOUNT ADAPTER
MSRP: \$300



SPECIFICATIONS

FUJIFILM
X | GFX

Model Name	FUJIFILM X-Pro3
Number of effective pixels	26.1 million pixels
Image Sensor	23.5mm×15.6mm (APS-C) X-Trans CMOS 4 with primary color filter.
Storage media	SD memory card (~2GB) / SDHC memory card (~32GB) / SDXC memory card (~512GB) UHS-I / UHS-II / Video Speed Class V30 *1
File format of still image	JPEG: Exif Ver.2.3*2, RAW: 14bit RAW (RAF original format) / RAW+JPEG
Lens mount	FUJIFILM X Mount
Sensitivity Standard output Extended output	AUTO1 / AUTO2 / AUTO3 (up to ISO12800) / ISO160 to 12800(1/3 step) ISO80 / 100 / 125 / 25600 / 51200
Exposure control	TTL 256-zone metering, Multi / Spot / Average / Center Weighted
Exposure mode	P (Program AE) / A (Aperture Priority AE) / S (Shutter Speed Priority AE) / M (Manual Exposure)
Exposure compensation	-5.0EV~+5.0EV 1/3EV step (Movie: -2.0EV~+2.0EV)
Shutter type	Focal Plane Shutter
Movie recording File Format File size Frame rate Recording time	MOV, Compression: MPEG-4 AVC/H.264 Audio: Linear PCM / Stereo sound 2ch / 24bit / 48kHz sampling) DCI 4K(4096×2160) 29.97p/25p/24p/23.98p 200Mbps/100Mbps up to approx. 15min 4K(3840×2160) 29.97p/25p/24p/23.98p 200Mbps/100Mbps up to approx. 15min Full HD(2048×1080) 59.94p/50p/29.97p/25p/24p/23.98p 200Mbps/100Mbps/50Mbps up to approx. 59min. Full HD(1920×1080) 59.94p/50p/29.97p/25p/24p/23.98p 200Mbps/100Mbps/50Mbps up to approx. 59min. Full HD(1920×1080) High speed rec.] 120p / 100p 200Mbps(recording) up to approx. 6min. *For recording movies, use a SD memory card with UHS Speed Class 3 or higher. *Although movie recording will continue without interruption when the file size reaches 4GB, subsequent footage will be recorded to a separate file which must be viewed separately.
Flash modes Sync. mode Flash mode	TTL MODE (Flash Auto, Standard, Slow Sync.), Manual, Multi, OFF 1st Curtain, 2nd Curtain, AUTO FP (high-speed sync) RED EYE REMOVAL: FLASH + REMOVAL, FLASH, REMOVAL, OFF
LCD monitor	3.0 inch, aspect ratio 3:2, approx. 180 degree tilting 1.62 million dots touch screen color LCD monitor(approx. 100% coverage)
Sub LCD	1.28 inch, aspect ratio 1:1, Color Memory LCD
Viewfinder	Hybrid
OVF	Reverse Galilean viewfinder with electronic bright frame display Coverage of frame area v.s. capturing area: approx. 95% Magnifications approx x0.52
EVF	0.5 inch approx. 3.69 million dots OLED Color Viewfinder (4:3) Coverage of viewing area vs. capturing area: approx. 100% Eyepoint: approx. 16.8mm (from the eyepiece lens) Diopter adjustment: -4~+2m-1 Magnification: 0.66× with 50mm lens (35mm equivalent) at infinity and diopter set to -1m-1 Diagonal angle of view: approx. 32° (Horizontal angle of view: approx. 27°) Built-in eye sensor
Terminal Digital interface HDMI output Other	USB Type-C (USB3.1 Gen1) - Microphone / shutter release input: ø2.5mm, Hot shoe
Dimensions	(W) 140.5mm × (H) 82.8mm × (D) 46.1mm / (W) 5.5in × (H) 3.3in × (D) 1.8in (minimum depth 34.8mm/1.4in)
Weight	Approx. 497g / 17.5oz (including battery and SD memory card) Approx. 447g / 15.8oz (excluding battery and SD memory card)
Notes	*1 Please see the Fujifilm website to check SD memory card compatibility. *2 Exif 2.3 is a digital camera file format that contains a variety of shooting information for optimal printing.

VISIT WWW.FUJIFILM-X.COM OR YOUR AUTHORIZED DEALER FOR MORE INFORMATION.

FUJIFILM and FUJINON are trademarks of FUJIFILM Corporation and its affiliates. © 2020 FUJIFILM North America Corporation and its affiliates. All rights reserved.