

FUJIFILM  
X | GFX



X-T30  
THE LITTLE  
GIANT



# X-T30 THE LITTLE GIANT

LEARN  
MORE

X-TRANS  
**26.1 MEGA PIXEL**  
BSI CMOS 4 SENSOR

ENHANCED  
**FACE/EYE**  
DETECTION

SUPERIOR  
**4K VIDEO**  
NO CROP

HIGH SPEED  
**120FPS**  
1080P VIDEO



## 4TH GEN. SENSOR & PROCESSOR

- APS-C X-Trans BSI CMOS 4 sensor
- Quad-Core CPU X-Processor 4
- 30fps black-out free continuous shooting



## 2-WAY TILTING TOUCH SCREEN

- 3.0-inch / 3:2 ratio
- 1.04M-dot LCD Monitor
- Touch-based shooting controls



## SUPERIOR 4K/30P VIDEO

- Class leading Low Rolling Shutter
- High-speed recording at Full HD 120p
- Microphone & Headphone (USB-C)



## ENHANCED FACE/EYE AUTOFOCUS

- 425 AF Points with 100% PDAF coverage
- Quickly tracks subjects in the frame
- Face/Eye AF available in photo & video



## BUILT-IN BLUETOOTH®/WI-FI™

- Wireless remote shooting via the app
- Geotagging via Bluetooth®
- Supports USB-C charging



## LEGACY IN COLOUR SCIENCE

- 16 digital Film Simulations
- Cinematic look with ETERNA
- Stunning out-of-camera JPEG quality



# X-T30 THE LITTLE GIANT



## KIT OPTIONS



BODY ONLY  
MSRP: \$1200



XC15-45MM 3.5-5.6 OIS PZ  
MSRP: \$1300



XF18-55MM 2.8-4 R LM OIS  
MSRP: \$1700

## COLOURS



BLACK



SILVER



CHARCOAL SILVER

## INCLUDED IN THE BOX

LI-ION BATTERY NP-W126S, AC POWER ADAPTER, PLUG ADAPTER, USB CABLE, SHOULDER STRAP, BODY CAP, STRAP CLIP, PROTECTIVE COVER, CLIP ATTACHING TOOL, OWNER'S MANUAL

## ACCESSORIES



STEREO MICROPHONE MIC-ST1  
MSRP: \$150



0 74101 01848 6



HAND GRIP MHG-XT10  
MSRP: \$140



0 74101 02677 1



LEATHER CASE BLC-XT10  
MSRP: \$100



0 74101 02675 7



SHOE MOUNT FLASH EF-42  
MSRP: \$330



0 74101 00913 2




# X-T30 THE LITTLE GIANT



## ADVANCED SR AUTO MODE

The SR Auto Mode enables the camera to automatically optimize settings to suit the scene. The scene selected by the camera in ADVANCED SR AUTO mode is shown by an icon in the display. To enable this mode, flip the switch near the shutter speed dial to Auto.



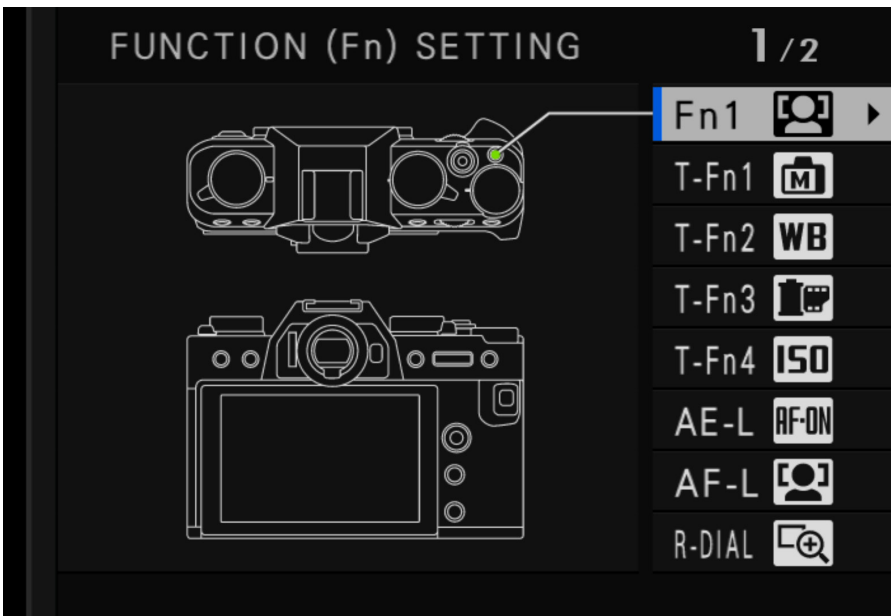
## FACE SELECT

FACE SELECT can be enabled/disabled by pressing the function (Fn) button to which FACE SELECT is assigned. Enabling the FACE SELECT function allows the Focus Lever or Touch Controls to select the face that will be used for focus. FACE SELECT is automatically enabled in ADVANCED SR AUTO mode.



## INDEPENDENT MOVIE SETTINGS

Go to the MOVIE SETTING menu and enable the MOVIE SILENT CONTROL feature. By activating this feature, the shutter speed / ISO and aperture dials will be deactivated and will be controlled via touch screen instead. This will allow for independent exposure settings for video recording.

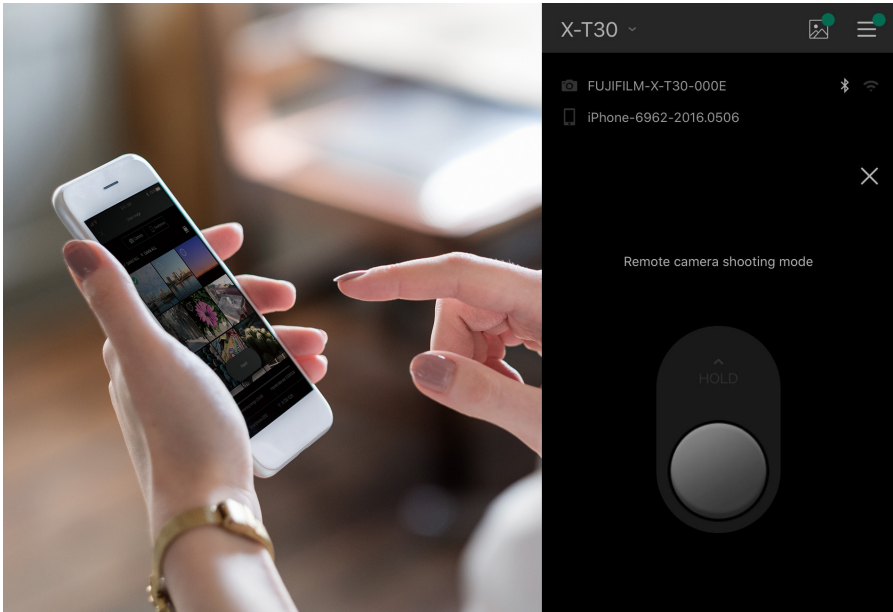


## FUNCTION (FN) BUTTONS

To customize your Fn buttons, long press the DISP. BACK button. A diagram of the camera and the Fn buttons will appear. Select the Fn button you want to customize and scroll through the features to choose the function you want to assign.



# X-T30 THE LITTLE GIANT




## BLUETOOTH REMOTE RELEASE

You can trigger the shutter remotely from a smartphone or tablet. Follow the instructions to connect the camera to the FUJIFILM remote app to use this feature. The camera will automatically connect to the app once paired. Select the Remote Release icon and tap the shutter button to take pictures. When the camera is configured for bulb photography, you can slide the shutter button up to start the exposure.



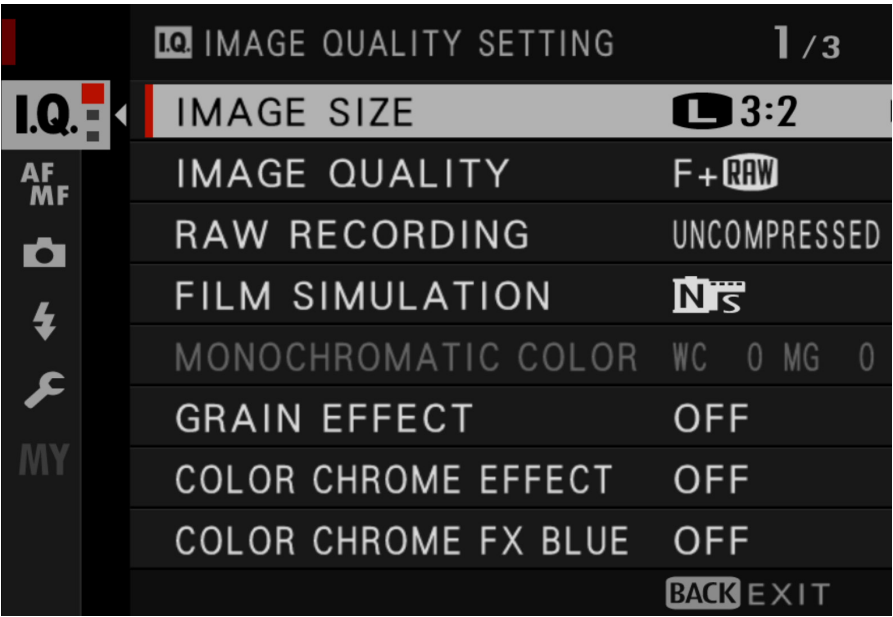
## FILM SIMULATIONS

This feature simulates the effects of different kinds of film, including black-and-white (with or without colour filters). Select MENU > IMAGE QUALITY > FILM SIMULATION and choose a palette according to your subject and creative intent. Toggle through the different FILM SIMULATION and see a live preview. Alternatively you can assign this function to a Fn button. Film Simulation options can be combined with Tone Curve and Sharpness settings.



## RESIZING THE AF POINT

Press and hold the joystick to access the focus lever setting and select you desired mode. To change the AF point size, press inward on the joystick and the focus points will appear. Rotate the rear command dial to change the size of the AF Point / Zone. When the AF MODE is set to “ALL”, rotating the rear command dial will also cycle through the various AF modes (SINGLE POINT, ZONE, WIDE)



## NAVIGATING MENUS

Use the 8-Way AF lever to navigate the menus. In addition, you can quickly navigate the menu using the front command dial to scroll between pages and the rear command dial to scroll individual items.



X-T30  
THE LITTLE  
GIANT



SPECIFICATIONS



Model Name	FUJIFILM X-T30
Number of effective pixels	26.1 million pixels
Image Sensor	23.5mm×15.6mm (APS-C) X-Trans CMOS 4 with primary color filter.
Storage media	SD memory card (~2GB) / SDHC memory card (~32GB) / SDXC memory card (~512GB) UHS-I / UHS-II / Video Speed Class V30 *1
File format of still image	JPEG: Exif Ver.2.3*2, RAW: 14bit RAW (RAF original format) / RAW+JPEG
Lens mount	FUJIFILM X Mount
Sensitivity Standard output Extended output	AUTO1 / AUTO2 / AUTO3 (up to ISO12800) / ISO160 to 12800(1/3 step) ISO80 /100 /125 / 25600 / 51200
Exposure control	TTL 256-zone metering, Multi / Spot / Average / Center Weighted
Exposure mode	P (Program AE) / A (Aperture Priority AE) / S (Shutter Speed Priority AE) / M (Manual Exposure)
Exposure compensation	-5.0EV~+5.0EV 1/3EV step (Movie: -2.0EV~+2.0EV)
Shutter type	Focal Plane Shutter
Movie recording File Format File size Frame rate Recording time	MOV (MPEG-4 AVC/H.264,Audio: Linear PCM / Stereo sound 24bit / 48KHz sampling)  [DCI 4K(4096×2160)] 29.97p/25p/24p/23.98p 200Mbps/100Mbps up to approx. 10min  [4K(3840×2160)] 29.97p/25p/24p/23.98p 200Mbps/100Mbps up to approx. 10min  [Full HD(2048 ×1080)] 59.94p/50p/29.97p/25p/24p/23.98p 200Mbps/100Mbps up to approx. 15min.  [Full HD(1920×1080)] 59.94p/50p/29.97p/25p/24p/23.98p 200Mbps/100Mbps up to approx. 15min.  [Full HD(1920×1080) High speed rec.] 120p/100p 200Mbps(recording) up to approx. 6min. * For recording movies, use a SD memory card with UHS Speed Class 3 or higher. * Although movie recording will continue without interruption when the file size reaches 4GB, subsequent footage will be recorded to a separate file which must be viewed separately.
Flash modes Sync. mode Flash mode	TTL MODE (Flash Auto, Standard, Slow Sync.), Manual, Multi, OFF 1st Curtain, 2nd Curtain, AUTO FP (high-speed sync) RED EYE REMOVAL: FLASH + REMOVAL, FLASH, REMOVAL, OFF
LCD monitor	3.0 inch, aspect ratio 3:2, approx. 1.04 million dots touch screen color LCD monitor(approx. 100% coverage)
Viewfinder	0.39 inch approx. 2.36 million dots OLED Color Viewfinder Coverage of viewing area vs. capturing area: approx. 100% Magnification: 0.62× with 50mm lens (35mm equivalent) at infinity and diopter set to -1m-1 Diagonal angle of view: approx. 31° (Horizontal angle of view: approx. 26° ) Built-in eye sensor AUTO Brightness Setting: 50-800cd/m²
Terminal Digital interface HDMI output Other	USB Type-C (USB3.1 Gen1) *To use the USB Type-C terminal as a headphone jack socket, it requires a USB Type-C to Φ3.5mm stereo mini-pin jack adapter cable compatible with analog audio input/output(USB Type-C Audio Adapter Accessory Mode) HDMI micro connector (Type D) Φ2.5mm, stereo mini connector [Microphone]
Dimensions	118.4mm (W) x 82.8mm (H) x 46.8mm (D) / 4.66in. (W) x 3.26in. (H) x 1.84in. (D)
Weight	Approx. 383g / 13.5 oz. (including battery and memory card) Approx. 333g / 11.8 oz. (excluding accessories, battery and memory card)
Notes	*1 Please see the Fujifilm website to check SD memory card compatibility. *2 Exif 2.3 is a digital camera file format that contains a variety of shooting information for optimal printing.

# FUJIFILM

---

## X | GFX



  **FUJIFILM\_NORTHAMERICA**

VISIT [WWW.FUJIFILM-X.COM](http://WWW.FUJIFILM-X.COM) OR YOUR AUTHORIZED DEALER FOR MORE INFORMATION.

FUJIFILM and FUJINON are trademarks of FUJIFILM Corporation and its affiliates. © 2020 FUJIFILM North America Corporation and its affiliates. All rights reserved.